

**DK20**  
**SERIES**

**39-57 HP**  
**COMPACT TRACTORS**



**Compact Power, Maximum Results**









## **DK20 / DK20SE **SERIES****

# **EXPERIENCE KIOTI'S MOST POWERFUL COMPACT TRACTOR**

Designed for those who demand exceptional performance. DK Series tractors master the toughest terrain and tasks with ease, while remaining agile to navigate tight spaces. The SE models elevate your operating experience with enhanced comfort and convenience features.


**WE DIG  
DIRT**

- Manual or Hydrostatic Transmission
- High-Capacity Hydraulic Pump
- Rear Differential Lock
- Power and Tilt Steering
- Four-Wheel Drive
- 2,716 Pound 3-Point Hitch Capacity



## DK20 / DK20 SE **SERIES**

# MAXIMIZE YOUR PRODUCTIVITY WITH THE POWER TO TACKLE TOUGH TASKS



### Fuel Efficient Diesel Engine

KIOTI's powerful Tier 4 diesel engine with ECO Technology delivers exceptional performance, improved fuel efficiency, and reduced noise levels.

### Proven Quality and Performance

Rely on the proven performance of the KIOTI engine to deliver consistent power and reliability, ensuring that you can tackle tough jobs with confidence, knowing that your equipment will deliver optimal performance reliability.



### High-Capacity Hydraulic Pump

A high-capacity, efficient tandem hydraulic pump provides smoother handling in heavy-duty working conditions. Provides smooth and consistent hydraulic flow to increase operator productivity.



### Rear Differential Lock

The lever easily engages the differential, ensuring optimal traction in slippery conditions like uneven or muddy terrain..



### Projection Lamp

The combined projection head and working lamp allow the operator to experience safer and easier operation after dark.



### Deluxe suspension seat

Provides a comfortable ride for the operator, even on rough terrain.



### Four-Wheel Drive

Four-wheel drive comes standard on all models and is engaged with a simple push-pull lever.



### Power and Tilt Steering

Standard power steering reduces effort for tight, repetitive turns. The tilting steering wheel adjusts easily with a push of a lever to fit operator needs.





### Hydrostatic Transmission

Powerful, reliable hydrostatic transmissions for efficiency and control. The easy-to-use twin-pedals and 3-range transmission make operation smooth and safe. (SE models only)




### HST Pedals

Allows for seamless on-the-go direction changes, keeping you focused on the job.



### 3-Point Control Lever

Provides convenient raising and lowering of the lift arms, simplifying implement attachment. (SE models only)



### Rear Hydraulic Remotes

A standard single remote valve, with an optional second valve, accommodates a wide range of attachments and implements (SE models only)



### Single Lever Joystick

The lever returns to neutral when released. A float position enables the bucket to float freely over the ground surface. (SE models only)



### Rubber floor mats

Protects the base from dents and scratches, making it easy to clean. (SE models only)





# DK20 SERIES

## COMPACT TRACTOR SPECIFICATION

MODEL		DK4520	DK5020	DK5520
ENGINE				
Engine Gross	hp (kW)	44.9 (33.5)	50.3 (37.5)	55.0 (41.0)
PTO	hp (kW)	38.9 (29.0)	41.5 (31.0)	46.4 (34.6)
Displacement	cu. in (cc)	111.4 (1,825.5)		
Rated Revolution	rpm	2,600		
Fuel Tank Capacity	gal. (ℓ)	11.9 (45.0)		
DRIVE TRAIN				
Clutch		Dry Single Stage		
Transmission		Synchronized Shuttle		
Speeds		8F/8R		
Differential Lock		Rear Standard		
Brake		Wet Disc		
PTO		Independenbt		
Rear PTO (standard)		540		
4WD Type		Manual		
HYDRAULIC SYSTEM				
Pump		Gear		
Pump Capacity (max flow rate)	gpm (lpm)	14.56 (55.1)		
3-Point Hitch		Category I	Category II	
Maximum Lifting Capacity*	lbs. (kg)	2,716.0 (1,231.9)		
Hydraulic Lift Control System		Position		
No. of Standard Remote Valves		2 Optional		
Steering		Hydraulic Power Steering		
TIRE SIZE				
Front AG.		8-16 (29-12.5-15, 10-16.5)		
Rear AG.		13.6-24 (21.5L-16.1, 14.9-24)		
TRAVELING SPEEDS				
Forward	mph (km/h)	1.29~16.71 (2.08~26.9)		
Reverse	mph (km/h)	1.26~16.28 (2.03~26.2)		
DIMENSIONS				
Overall Length w/o front weight & w/ 3-pt hitch	In. (mm)	124.3 (3,157.2)		
Overall Width (min. tread)	In. (mm)	62.8 (1,595.1)		
Overall Height	In. (mm)	96.8 (2,458.7)		
Wheelbase	In. (mm)	71.3 (1,811.02)		

NOTE: Specifications and design are subject to change without notice.







# DK20SE SERIES

## COMPACT TRACTOR SPECIFICATION

MODEL		DK4220SEH	DK4200SEH CAB	DK47220SEH	DK4720SEH CAB	DK5320HSE	DK5320HSE CAB	DK6020HSE	DK6020HSE CAB
ENGINE									
Engine Gross	hp (kW)	39.6 (29.5)		44.9 (33.5)		50.3 (37.5)		57.7 (43.0)	
PTO	hp (kW)	29.1 (21.7)		33.4 (24.9)		39.3 (29.3)		44.9 (33.5)	
Displacement	cu. in (cc)	111.4 (1,826)							
Rated Revolution	rpm	2,600							
Fuel Tank Capacity	gal. (ℓ)	12.7 (39.6)							
DRIVE TRAIN									
Clutch		N/A							
Transmission		Hydrostatic							
Speeds		3 Range							
Differential Lock		Rear Standard							
Brake		Wet Disc							
PTO		Independenbt							
Rear PTO (standard)		540							
4WD Type		Manual							
HYDRAULIC SYSTEM									
Pump		Gear							
Pump Capacity (max flow rate)	gpm (lpm)	16.49 (62.4)							
3-Point Hitch		Category I						Category II	
Maximum Lifting Capacity*	lbs. (kg)	2,716.0 (1,231.9)							
Hydraulic Lift Control System		Position							
No. of Standard Remote Valves		2							
Steering		Hydraulic Power Steering							
TIRE SIZE									
Front AG.		8-16 (29-12.5-15, 10-16.5)							
Rear AG.		13.6-24 (21.5L-16.1, 14.9-24)							
TRAVELING SPEEDS									
Forward	mph (km/h)	0~18.45 (0~29.7)							
Reverse	mph (km/h)	0~12.92 (0~20.8)							
DIMENSIONS									
Overall Length w/o front weight & w/ 3-pt hitch	In. (mm)	125.5 (3,187.7)							
Overall Width (min. tread)	In. (mm)	62.8 (1,595.1)							
Overall Height	In. (mm)	96.8 (2,458.7)	93.0 (2,362.2)	96.8 (2,458.7)	93.0 (2,362.2)	96.8 (2,458.7)	93.0 (2,362.2)	96.8 (2,458.7)	93.0 (2,362.2)
Wheelbase	In. (mm)	71.3 (1,811.02)							

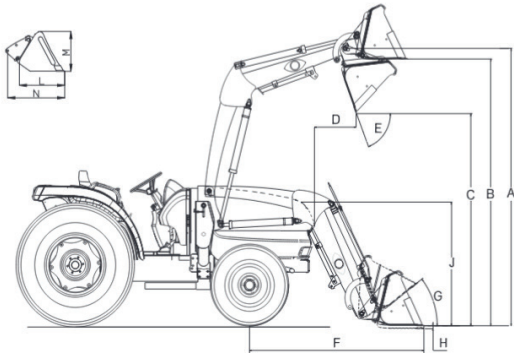
NOTE: Specifications and design are subject to change without notice.



### FRONT END LOADER SPECIFICATIONS

MODEL	KL5520 / KL5521	
Maximum Lift Height (to Pivot Point)	In. (mm)	107.7 (2,375.6)
Clearance w/Bucket Level	In. (mm)	96.3 (2,446.0)
Clearance w/Bucket Dumped	In. (mm)	78.8 (2,001.5)
Reach at Maximum Height	In. (mm)	22.7 (576.6)
Reach w/Bucket on Ground	In. (mm)	71.1 (1,805.9)
Maximum Rollback Angle	deg.	41
Digging Depth Below Grade	In. (mm)	8.6 (218.4)
Overall Height (in Carry Position)	In. (mm)	54.0 (1,371.6)
Depth of Bucket (to Back of Inner Shell)	In. (mm)	18.5 (469.9)
Height of Bucket	In. (mm)	22.0 (558.8)
Length of Bucket (to Pivot Pin)	In. (mm)	26 (660.4)
Lift Capacity to Full Height (at Pivot Pins)	lbs. (kg)	2,474 (1,122.2)
Breakout Force (at Pivot Pins)	lbs. (kg)	3,895 (1,766.7)
Relief Valve Setting (Loader Control Valve)	cm3 (Kgf)	130 ~ 135
Bucket Size (QA)	In. (mm)	66.0 / 72.0 ( 29.9 / 32.7)
Bucket Capacity (Heaped)	in. <sup>3</sup> (m <sup>3</sup> )	66 (13.4) / 72 (15.5)

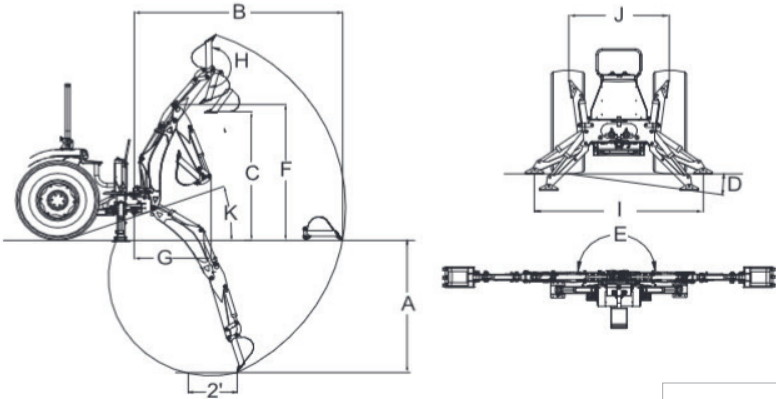
\*Specifications and design are subject to change without notice.



**Daedong - USA, Inc.**  
**KIOTI Tractor Division**  
6300 KIOTI Drive, Wendell, NC 27591 USA  
Toll free 877-GO-KIOTI Fax 919-374-5001  
Web [www.KIOTI.com](http://www.KIOTI.com)

### BACKHOE SPECIFICATIONS

MODEL	KB2485	
Digging Depth (Two Foot Flat Bottom)	in. (mm)	94.4 (2,397.76)
Reach from Center Line of Swing Pivot	in. (mm)	136.1 (3,456.9)
Loading Height (Bucket at 60°)	in. (mm)	80.3 (2,039.6)
Maximum Leveling Angle	deg.	10
Swing Arc	deg.	180
Transport Height (Maximum)	in. (mm)	92.9 (2,359.7)
Transport Overhang	in. (mm)	50.4 (1,280.2)
Bucket Rotation	deg.	180
Stabilizer Spread (Down Position)	in. (mm)	68.7 (1,744.98)
Stabilizer Spread (Up Position)	in. (mm)	46.4 (1,178.6)
Angle of Departure	deg.	21
Shipping Weight (Without Bucket)	lbs. (Kgf)	1,102.0 (499.9)
Bucket Digging Force	lbs. (Kgf)	3,748.0 (1,700.1)
Dipperstick Digging Force	lbs. (Kgf)	2,205 (1,000.2)
Operating Pressure	psi (bar)	2,466 (170)



### STANDARD EQUIPMENT

- Power Steering
- Rear PTO
- Wet Multi Disc Brakes
- Drawbar
- Parking Brake
- Front Working Lights (Cab)
- Rear Working Light (Cab)
- Deck Mat (SE models only)
- Joystick Valve (SE models only)
- Side View Mirror (SE models 2 ea)
- Telescopic Lower Links (SE models only)
- HST Linked Pedal (SE models only)
- Dual Remote Hydraulic Valve (Spring/Detent) SE models only

### OPTIONAL EQUIPMENT

- Front Weights
- Deck Mat
- Mid PTO
- Clevis Type Drawbar
- Side View Mirror (1 ea)
- Fuel Heater Kit
- Rear Wheel Weight (Ag Tire Only)
- 3rd Function Kit for Front End Loader
- Beacon Light (SE Cab Models Only)
- RPM Increase Kit for Loader
- Bluetooth Speaker Kit (SE ROPS Only)
- Dual remote Hydraulic Valve (spring/spring & detent/dual detent)

### ATTACHMENTS

- Front End Loader
- Backhoe
- Snowblower
- Contact your local KIOTI dealer for available implements and attachments.

Dealer Imprint Area